

182

Valvole a sfera a 3 vie, rotazione sfera L - 90° 3-way ball valves, ball rotation L - 90°

PN16

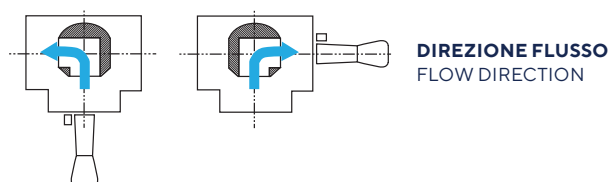
MADE IN ITALY

Installazione in impianti di riscaldamento industriale e civile, impianti pneumatici e per fluidi non aggressivi. Installazione in impianti di media pressione di distribuzione acqua.

Installation in industrial and civil heating systems, pneumatic systems and for non-aggressive fluids. Installation in medium pressure water distribution systems.



NICHELATE
NICKEL-PLATED



Pressione di esercizio: 16 bar

Temperatura di esercizio: -30°C + 150°C (gelo escluso)

Filetti cilindrici secondo norma ISO 228-1

Tenuta sull'asta:

- valvole da 1/2" a 2" asta assemblata dall'interno con 1 OR in EPDM PEROX, premistoppa in PTFE, e regolabile con ghiera;
- valvole 3/8" asta assemblata dall'esterno con premistoppa in PTFE e regolabile con ghiera.

Tenuta sulla sfera con 2 sedi in PTFE

Working pressure: 16 bar

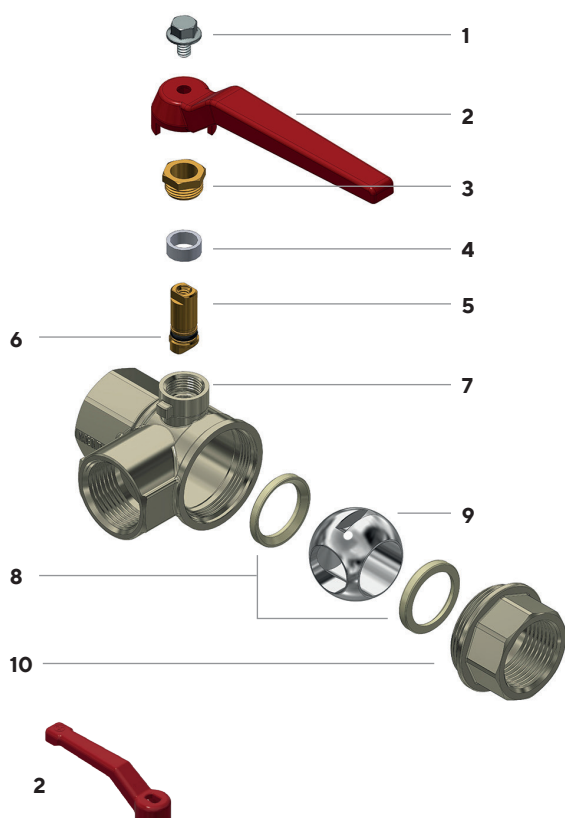
Working temperature: -30°C + 150°C (no frost)

Cylindrical threads according to ISO 228-1

Seal on the stem:

- valves from 1/2" to 2" stem assembled from inside with 1 EPDM PEROX OR, PTFE seal and adjustable packing gland;
- valves 3/8" stem assembled from outside with PTFE seal and adjustable packing gland.

Seal on the ball with 2 PTFE gaskets



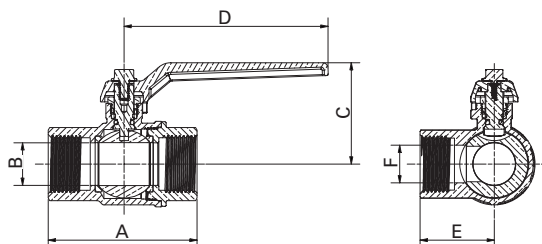
- 1 Vite in acciaio AISI 430
- 2 Con leva in acciaio o in alluminio
- 3 Ghiera in CW614N EN 12164
- 4 Anello premistoppa in PTFE
- 5 Asta in CW614N EN 12164
- 6 O-ring in EPDM PEROX
- 7 Corpo valvola CW617N EN 12165 nichelato
- 8 Sede in PTFE
- 9 Sfera in CW617N cromata
- 10 Manicotto in CW617N EN 12165 nichelato



- 1 AISI 430 steel screw
- 2 With steel or aluminium lever handle
- 3 CW614N UNI EN 12164 packing gland
- 4 PTFE ring seal
- 5 CW614N UNI EN 12164 stem
- 6 EPDM PEROX O-ring
- 7 CW617N UNI EN 12165 nickel-plated body valve
- 8 PTFE gasket
- 9 CW617N UNI EN 12165 chrome-plated ball
- 10 CW617N UNI EN 12165 nickel-plated end adaptor





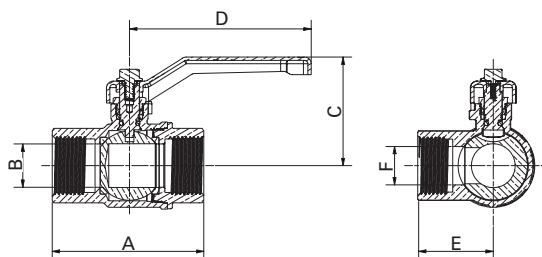
Con leva in alluminio
With aluminium lever





Attacchi Connections	Codice prodotto Product code		PN	A ±1mm	B mm	C mm	D mm	E mm	F mm	Conf. num. pezzi Pack. num. pieces
										
3/8"	182C3/8C5R	182C3/8C5B	16	48,5	11	41	95	23,5	10	10/120
1/2"	182D1/2C5R	182D1/2C5B	16	63	13	43	95	30,5	13	6/72
3/4"	182E3/4C5R	182E3/4C5B	16	69,5	20	47	95	34,5	17	5/60
1"	182F001C5R	182F001C5B	16	85	25	62	115	45	22,5	10
1" 1/4	182G11/4C5R	182G11/4C5B	16	103	32	67,5	115	51,5	26,5	6
1" 1/2	182H11/2C5R	182H11/2C5B	16	116,5	40	80	165	59,5	35	6
2"	182I002C5R	182I002C5B	16	128	45	88,5	165	69	45	6



Con leva in acciaio imbutita
With drawn steel lever



Attacchi Connections	Codice prodotto Product code		PN	A ±1mm	B mm	C mm	D mm	E mm	F mm	Conf. num. pezzi Pack. num. pieces
										
3/8"	182C3/8C1R	182C3/8C1B	16	48,5	11	44	83	23,5	10	10/120
1/2"	182D1/2C1R	182D1/2C1B	16	63	13	45,5	83	30,5	13	6/72
3/4"	182E3/4C1R	182E3/4C1B	16	69,5	20	49,5	83	34,5	17	5/60
1"	182F001C1R	182F001C1B	16	85	25	68	90	45	22,5	10
1" 1/4	182G11/4C1R	182G11/4C1B	16	103	32	73	90	51,5	26,5	6
1" 1/2	182H11/2C1R	182H11/2C1B	16	116,5	40	82	160	59,5	35	6
2"	182I002C1R	182I002C1B	16	128	45	90,5	160	69	45	6